

Test 1 - with guidance

Listening comprehension

The Listening section is the first part of the ECCE, consists of 50 questions and lasts about twenty-five minutes. It is in two sections and, unlike the rest of the written test, the questions are not written on the question paper but spoken on the audiocassette. There are three choices for each listening problem in Parts 1 and 2. The recordings in both parts of the test are heard only once and items are not repeated. There is a short pause between questions so that you have time to answer each one. The answer choices appear in the test booklet, and all answers must be marked on the separate answer sheet in pencil.

Part 1: guidance

You hear between 22 and 25 short conversations or announcements. Each of these is followed by a recorded question and the answer choices for each question are pictures. You choose the picture (a, b or c) which best answers the question.

The three pictures give important clues about the topic of the conversation or announcement you will hear. Use the short pause between questions to answer the previous question, study the next set of three pictures and try to predict what the conversation or announcement will be about. As you hear each recording only once, concentrate on the pictures as you listen, and then start eliminating choices.

The short dialogues are all examples of everyday situations, such as:




- Two people expressing their opinions, agreement or disagreement.
- Instructions, such as how to operate a machine or follow a recipe.
- Someone expressing their intentions or outlining their plans.
- A brief statement, such as a news report or a weather forecast.
- The order in which somebody is going to do different activities.
- A description of a place, person, object or situation.
- Someone giving the time or place of an event.
- Someone asking for directions, time of arrival of a plane, etc.
- Giving or receiving advice or suggestions.
- What activity or hobby someone has been engaged in.

You must be able to understand the following:

1. Who is speaking, what the topic of discussion is, and where the speaker(s) might be.

▷ Example

Man: Look at the size of those statues!
Woman: Yes, and they're all over three thousand years old.
Narrator: Where are they?



The correct answer is: **a**

The conversation mentioned *huge statues* and the fact that they were *over three thousand years old*. Picture 'b' does not show any statues, and picture 'c' only shows one statue.

Hint: Use clues given in the conversation, such as whether the speakers use singular or plural nouns.




2. Everyday English, which uses colloquial expressions. You must also be able to remember the order in which the speaker is going to do something.

▷ Example

Woman: Are you planning on going to the game tonight?

Man: Yes, but I must go to the bank on the way. Shall we pick up a burger after the game?

Narrator: What will the man do before he goes to the game?



The correct answer is: **c**

The man answered the woman's question, but went on to say that he had to go to the bank on the way. They might have a hamburger after the game.

Hint: Listen for time expressions, such as 'after', and other words or expressions that will help you work out the order in which something will be done. e.g. 'on the way'.

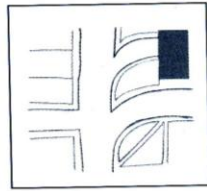
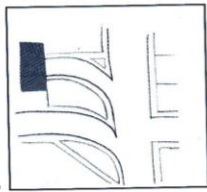
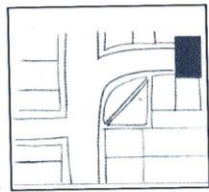
3. Directions and the vocabulary used for directions, such as *straight on*, *turn left* or *right*. You should also be able to eliminate which pictures are incorrect as you listen.

▷ Example

Man: I'm trying to find the Natural History Museum, and I seem kind of lost.

Woman: You're not that far away. Walk down this street, take the second turning on the right, and it's straight ahead of you.

Narrator: Which picture shows where the museum is?



a.

b.

c.

The correct answer is: **c**

The woman said that the man had to take the second turning on the right.

Hint: Look at the drawings carefully. As soon as you hear something like 'take the second turning on the right' you can eliminate the other choices if they have only one turning on the right or only turnings on the left.

4. Both speakers' tone of voice, whether they are expressing shock, surprise, approval etc.

▷ **Example**

Woman: You're not going climbing with your friends! Remember what happened last time.

Man: Everything will be fine. I promise I'll be more careful. Eight weeks on crutches is something I won't forget.

Narrator: What happened to the man last time he went climbing?



a.

b.

c.

The correct answer is: **a**

From the woman's tone of voice you should realize something unpleasant happened to the man last time he went climbing, which eliminates picture 'b'. Your general knowledge should tell you that someone wouldn't need crutches if they had a broken arm, which eliminates picture 'c' and leaves 'a' as the only possible answer.

Hint: Although you do not have to infer any information you might need to use your general knowledge of the world, such as knowing why someone would need crutches.


5. Whether the speaker is apologizing, requesting something, following instructions or directions, or asking for information.

▷ **Example**

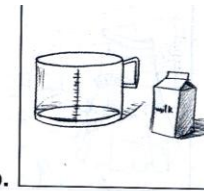
Man: What ingredients do I need?

Woman: Put in a cup of flour, then beat in two eggs and add half a pint of milk.


Narrator: What is added first?



a.



b.



c.


The correct answer is: **a**.

The woman mentioned the cup of flour first, so everything else would go in afterwards.

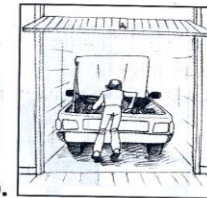
Hint: As in Example 1, listen for time words like 'then'. If the first speaker on the tape asks for information you should follow the second speaker's reply very carefully.

Part 1: practice

In this part of the test you are going to listen to some short dialogues or announcements. After each one you will hear a question. Choose the picture a, b or c, which best answers the question. You will hear each dialogue only once.




1. a.




b.




c.




2. a.



b.



c.




3. a.




b.



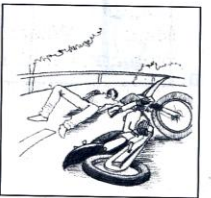
c.




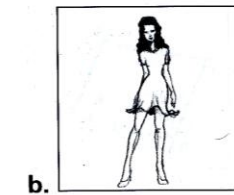




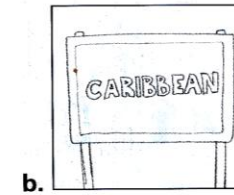
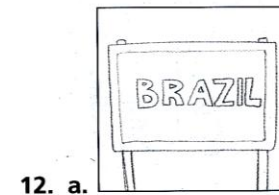




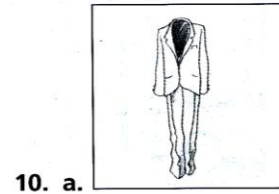
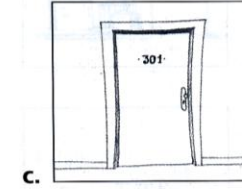
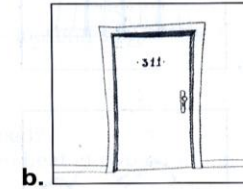
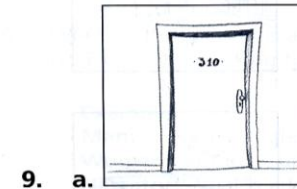


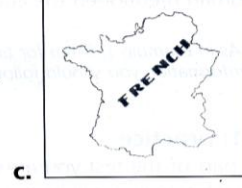




4. a.

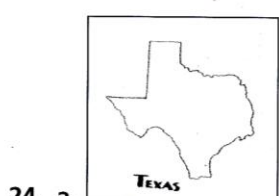
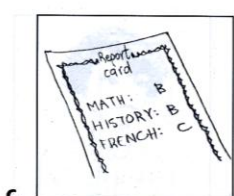
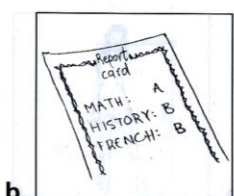
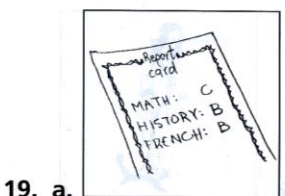









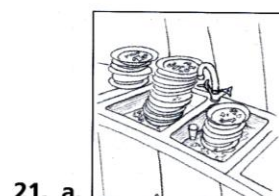
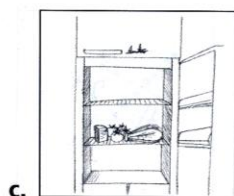
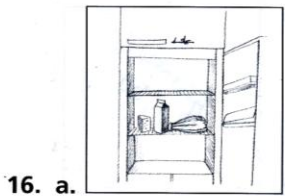




b.



c.





LISTENING TIPS

- ▷ Listen to and watch as many radio and television programs as you can. This will help you understand American accents, tone of voice, vocabulary, stress and the everyday language of native speakers.
- ▷ Practice taking notes in class when your teacher is talking or during class discussion work.
- ▷ Practice listening to recordings on cassettes only once.
- ▷ Practice with a friend reading a short text to each other and then taking it in turns to ask questions on what you have just read.

Part 2: guidance

The second part requires understanding of a longer talk. A talk such as a radio interview is divided into about eight segments, each lasting 20 to 30 seconds. Each segment of the talk is followed by a recorded question. In your test booklet you will see three options. You must choose the option a, b, or c, which best answers the question you have heard on the cassette. Listen to the recorded question and read the options carefully before making your choice.

Note-taking

As it is easy to forget the information before you hear the questions, it is important to take notes as you listen.

- ▷ Listen carefully when the interviewer talks to the guest speaker. These questions will help you to predict or guess what is going to be said in the next section.
- ▷ When you make notes use abbreviations or short forms, such as 'm' for meters, 'fl(s)' for floor(s), 'TV' for television, 'yr' for years, and so on.
- ▷ While you are listening, write down dates, places, numbers, names and anything else you think is important.
- ▷ Speed is more important than neatness when taking notes. The more information you can write down, the more it will help you when answering the questions.

EXAM TIPS

- ▷ Remember that you will see the three pictures or the answer choices on the question paper. You will hear the question on the audiocassette.
- ▷ Take notes of the important points mentioned, such as names, dates, places and numbers. (For example, the height of a building, the date it was built or opened, the name of the architect, somebody's age, etc.).
- ▷ Do not work on a previous question when the next question is being spoken.
- ▷ Do not leave any questions unanswered.

Part 2: practice

In this part of the test, imagine that you are part of a tour group. You will hear a woman giving a guided tour of the *National Baseball Hall of Fame and Museum* in Cooperstown, New York in the United States. You will hear the guide give the tour in several parts. After each part, you will hear 2 – 4 questions. Choose the option, a, b or c, which best answers the question.

If you wish, you may take brief notes on this page as you listen.

The tour will include:

- a visit to the Hall of Fame Gallery
- the Grandstand Theater
- the Hall of Fame Library and Archive
- the Museum Shop

Now listen to the introduction to the tour. For this part, there will not be any actual test questions. The question that follows this part is an example only.

- ▷ **Example:** What can you see at the museum?
 - a. Treasure.
 - b. Baseball equipment and uniforms.
 - c. Baseball players.

The correct answer is **b**. Baseball equipment and uniforms.

Now the guide will begin the tour of the museum. Remember, after each section of the tour, you will hear 2 – 4 questions. There will be 26 questions, numbered 25 through 50. Are there any questions before we begin? Now let's continue.

Notes

25. a. On the first floor.
b. On the second floor.
c. On the third floor.
26. a. A baseball stadium.
b. Books and paintings.
c. Baseball seats, benches and cornerstones.
27. a. The Museum shop and Museum bookstore.
b. The Hall of Fame Library and Archive.
c. The Grandstand Theatre.
28. a. 1905.
b. 1939.
c. 1934.
29. a. A trunk.
b. A baseball.
c. Baseball memorabilia.
30. a. In Stephen C. Clark's house.
b. In the National Baseball Hall of Fame.
c. In the Village Club.
31. a. 1839.
b. 1939.
c. 1935.
32. a. Five.
b. Two hundred and forty-four.
c. Four.
33. a. The Rotunda.
b. Babe Ruth and Roger Marris.
c. New members of the Hall of Fame.
34. a. The Great American Home Run Chase.
b. Hall of Famers.
c. Rotunda.
35. a. The first floor.
b. The second floor.
c. The third floor.
36. a. A copy of Comiskey Park.
b. An actual baseball stadium.
c. A crowded theater.
37. a. Comiskey Park.
b. The Hall of Fame Timeline.
c. A 13-minute video.
38. a. Three-dimensional artifacts.
b. Photographs.
c. Both of the above.
39. a. Books about different kinds of sports.
b. Clothes and materials.
c. Books and papers about baseball.
40. a. In Cooper Park.
b. Opposite Cooper Park.
c. In the Museum.
41. a. More people came to work here.
b. The museum moved to a new building.
c. A new part of the museum was built.
42. a. 1968.
b. 1991.
c. 1994.
43. a. Baseball on the television and radio.
b. Baseball in the newspapers.
c. Baseball films.
44. a. Go back to the 1930s.
b. Listen to old radio broadcasts.
c. Watch a World Series game.
45. a. Educational purposes.
b. Baseball games.
c. Plays.
46. a. Ask for more information.
b. Leave the Bullpen Theater.
c. Look at the calendar of events.
47. a. The young.
b. The old.
c. Both of the above.

48. a. Many people like it.
b. There is not enough time for it.
c. Visitors will soon forget it.
49. a. Synthetic outfits.
b. Woolen flannels.
c. 60 uniforms.
50. a. The Baraboo team.
b. Women.
c. Baseball fans.